

DUPLEXES



By Aleksandra Domanović


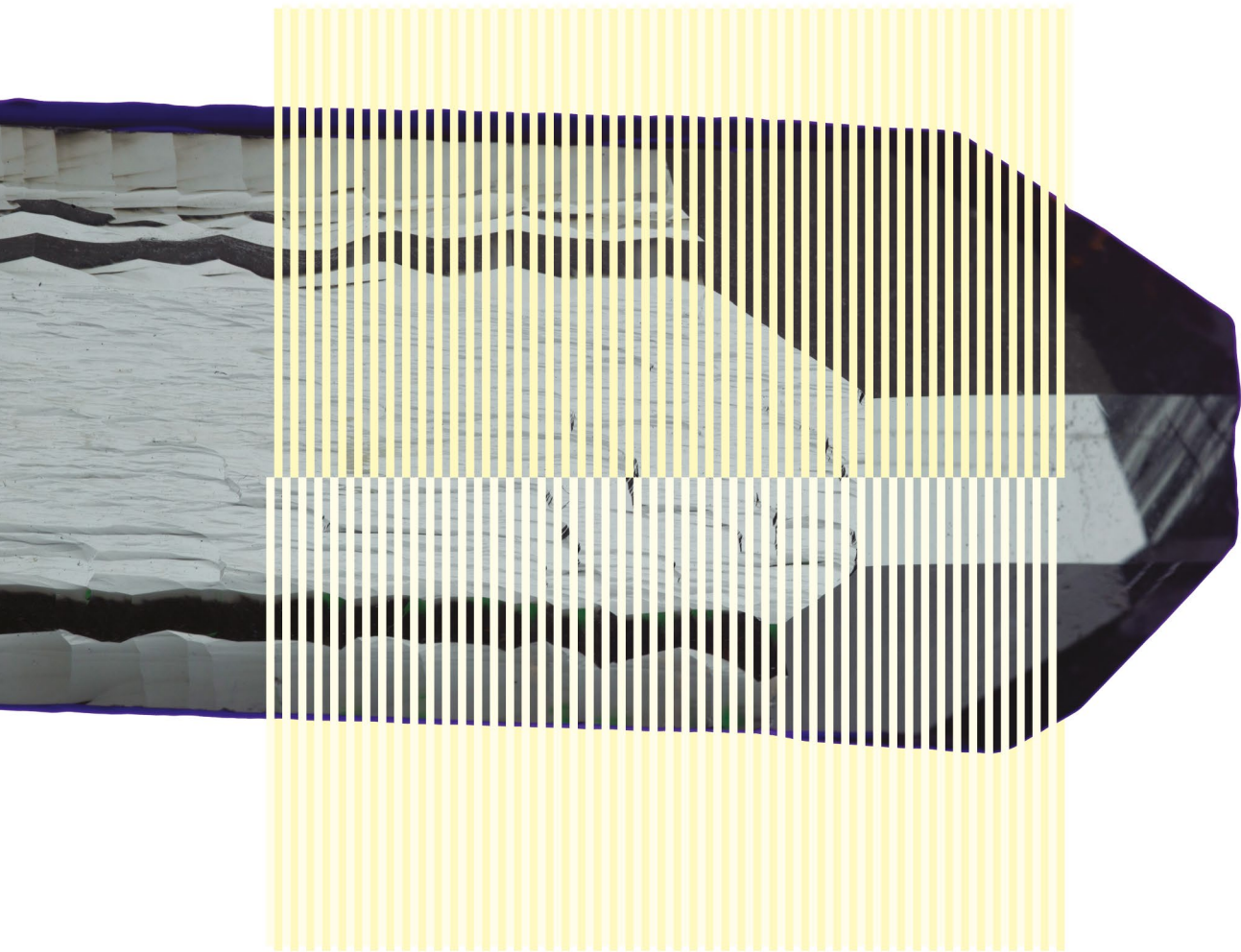
Suggested citation:



Aleksandra Domanović, Duplexes. *Interface Critique 4* (2022): 51–67.

DOI: <https://doi.org/10.11588/ic.2023.4.93409>


This article is released under a Creative Commons license (CC BY 4.0).

















The images in this section are the latest addition to Aleksandra Domanović's exploration of the co-constitutive powers of the gaze that she has been developing for the past two years. Employing the Bezold-effect, an optical illusion that makes a color appear to change depending on its adjacent colors, the works illustrate the fraught distinction between seeing and perceiving, as well as the entangled object/observer relationship in Karen Barad's account of the ultrasound. In their 2007 book *Meeting the Universe Halfway*, Barad analyzes the social, material and discursive changes that take place in the technological "seeing" of ultrasonography. There is no unambiguous way, they argue, to differentiate between the object and the agents of observation. Separated from both mother and fetus, the image of the ultrasound becomes the object, and we the viewers the agents of observation.

The series of images and the previous text by Nina Franz are the result of an ongoing exchange between the artist and the author.

Captions

1

A figure from the cover design of Barbara Duden's *Der Frauenleib als öffentlicher Ort: Vom Mißbrauch des Begriffs Leben* (Munich: Mabuse, 1994).
Copyright: Helmut Gebhardt

2

A lab-grown piezoelectric crystal.
Copyright: DIOMEDIA / Science Source / Ted Kinsman

3

An ultrasound image of a human embryo with cardiac activity located in close proximity to the yolk sac at approximately six weeks of gestation.
Copyright: Dr. med. Miroslava Domanović

4a

Professor Ian Donald, English physician who pioneered the diagnostic use of ultrasound in obstetrics, 1975.
Copyright: Mirrorpix

4b

Professor Ian Donald, pioneer of ultrasound obstetrics, speaking at an Abortion Bill protest meeting organized by the Society for the Protection of Unborn Children held at Caxton Hall, London, January 24, 1967.
Copyright: AP

5

View of the El Dorado Fire from El Dorado Ranch Park on Saturday, September 5, 2020.
The El Dorado Fire, colloquially known as the Gender Reveal Fire, was a wildfire that burned near the community of Yucaipa and the San Gorgonio Wilderness Area of the San Bernardino National Forest in San Bernardino County, California in the United States, during the 2020 California wildfire season. The fire was caused by a pyrotechnic device at a gender reveal party and spread rapidly, causing one firefighter fatality.
Copyright: San Bernardino National Forest, Zach Behrens

6

Linear ultrasound transducer.
Copyright: Aleksandra Domanović

7

Ultrasound image of electrical activity interpreted as "fetal heartbeat" at seven weeks of gestation.
Source: <https://www.criticalcare-sonography.com/2016/11/13/now-you-see-it-now-you-dont/>
Copyright: Critical Care Sonography, Genevieve Carbonatto